

Sizes in cm



**Materials:** Powder-coated finish aluminium injection luminaire.  
Anodised aluminium extrusion internal heat sink.  
Tempered optical glass seal and vulcanised silicone water-resistant seals.  
Stainless steel safety screws.  
**Colours:** light grey (RAL 9006).  
(other colours available to order)  
**Size (cm):** Ø 31 x 30  
**Weight (kg):** 6.5  
**Surface exposed to wind (m<sup>2</sup>):** 0.13

**Installation:** Suitable for pole, catenary, wall and pendant attachment using a range of fastening accessories.  
Component delivered in two parts: floodlight and fastening attachments.  
(for further information about accessories, log onto the website [www.santacole.com](http://www.santacole.com))  
The Arne product range also incorporates an extensive family of indirect lighting units.  
(for further information about indirect Arne lighting, log onto the website [www.santacole.com](http://www.santacole.com))

**Applicable standards:** UNE-EN 60529, UNE-EN 60598, UNE-EN 55015, UNE-EN 61000, UNE-EN 50102, UNE-EN 62031  
UL 1598, UL 8750, (file E-336377)  
**Protections:** IP66 (protection from dust ingress and high-pressure water jets), suitable for wet locations, IK08 (protection against external mechanical impacts)  
**Electrical rating:** Class I (CE), Non Class II (UL)

**Light source:** High-efficiency optical unit with 18 or 36 LEDs  
**Nominal lamp power (W):** 18 - 72  
**System power (W):** 22 - 85  
**Operating current (mA):** 350, 500 or 700  
**Colour temperature (K°):** 3000 / 4000  
**Luminous flux and efficacy:**  
3000K  
CRI min80  
Luminous flux (lm): 1767 - 7092  
Luminous efficacy (lm/W): 80 - 83  
  
4000K  
CRI typ70  
Luminous flux (lm): 2098 - 9018  
Luminous efficacy (lm/W): 95 - 106

**Light distributions:**

Symmetrical: Wide Flood (WF 76°), Flood (F 43°), Medium (M 30°) o Spot (SP 15°)

Asymmetrical: Type II, Type III o Type IV (according to IESNA classification)

**Upper Light Output Ratio (ULOR%): 0.60 – 0.88°**

**Power supply:** constant current driver

**Regulation:**

1-10V / Dali / Header flux regulation / Programmable automatic regulation.

The LED luminaire may be regulated using a number of differing interfaces. These controls allow specific, individual control of light, reducing energy consumption in a sustainable manner.

Constant light output (CLO)

Assures a constant lumen output from the luminaire throughout its lifetime.

**Power factor (cos φ):**

N° LEDs	Current (mA)	P (W) 100% CLO 80%	P (W) 100% CLO 80%
18	350	0.87	0.82
	500	0.92	0.88
	700	0.98	0.97
36	350	0.95	0.91
	500	0.97	0.95
	700	0.98	0.97

**Operating voltage:** 220-240V 50Hz (CE) / 120-277V 60Hz (UL)

**Wire:**

0.6 / 1 kV 3 x 1.5 mm<sup>2</sup>

0.6 / 1 kV 5 x 1.5 mm<sup>2</sup> (prog.)

**Temperature operating range Ta (°C):** between -25 and 30 (700mA)

Lifetime: TM21 L70 (10k) > 60.000 h

Thanks to an optimised thermal design, the luminous flux is maintained up to 70% after 60,000 h.

Under exceptional cases when the ambient temperature is excessive, the output may be reduced using the (NTC) active control system that ensures the right operating temperature is maintained.

**LED Configuration**

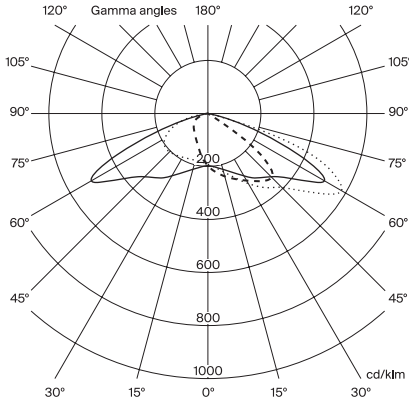
Reference	N°LEDs	T°colour (K)	Lamp power (W)	System power (W)	Current (mA)	IESNA TII Optics		IESNA TIII Optics		IESNA TIV Optics		Wide Flood Optics		Flood Optics		Medium Optics		Spot Optics	
						Luminaire luminous flux (lm)	Efficacy (lm/W)	Luminaire luminous flux (lm)	Efficacy (lm/W)	Luminaire luminous flux (lm)	Efficacy (lm/W)	Luminaire luminous flux (lm)	Efficacy (lm/W)	Luminaire luminous flux (lm)	Efficacy (lm/W)	Luminaire luminous flux (lm)	Efficacy (lm/W)	Luminaire luminous flux (lm)	Efficacy (lm/W)
ARP18A1XX	18	3000 CRI min 80	18	22	350	1767	80	2047	93	1902	86	1840	84	2026	92	1948	89	1938	88
ARP18B1XX			26	32	500	2490	78	2885	90	2680	84	2547	80	2804	88	2697	84	2683	84
ARP18C1XX			36	42	700	3173	76	3677	88	3416	81	3305	79	3638	87	3498	83	3480	83
ARP18A2XX		4000 CRI typ 70	18	22	350	2098	95	2431	110	2259	103	2340	106	2576	117	2477	113	2464	112
ARP18B2XX			26	32	500	2982	93	3456	108	3211	100	3288	103	3620	113	3480	109	3463	108
ARP18C2XX			36	42	700	3767	90	4366	104	4056	97	4202	100	4626	110	4448	106	4425	105
ARP36A1XX	36	3000 CRI min 80	36	40	350	3345	84	3877	97	3602	90	3588	90	3949	99	3797	95	3778	94
ARP36B1XX			51	59	500	4640	79	5377	91	4995	85	4892	83	5385	91	5178	88	5151	87
ARP36C1XX			72	85	700	6008	71	6962	82	6468	76	6442	76	7092	83	6819	80	6785	80
ARP36A2XX		4000 CRI typ 70	36	40	350	4090	102	4740	118	4403	110	4562	114	5022	126	4829	121	4804	120
ARP36B2XX			51	59	500	5183	88	6006	102	5580	95	6313	107	6950	118	6683	113	6649	113
ARP36C2XX			72	85	700	7344	86	8511	100	7907	93	8192	96	9018	106	8671	102	8627	101

\*Opal optics: -15% luminous flux

**Asymmetric**  
Distribution TII  
LOR 100%  
ULOR 0%±3%

Max. intensity 573.26 cd/klm

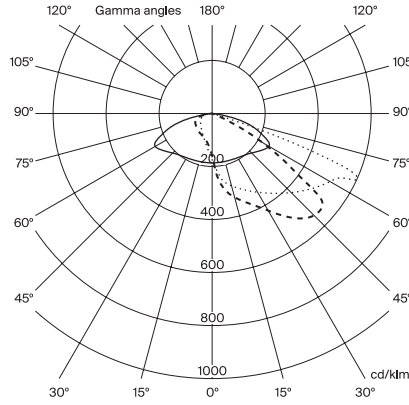
C Halfplanes  
0° — 180°  
90° - - - 270°  
25° ····· 205°



**Asymmetric**  
Distribution TIII  
LOR 100%  
ULOR 0%±3%

Max. intensity 593.70 cd/klm

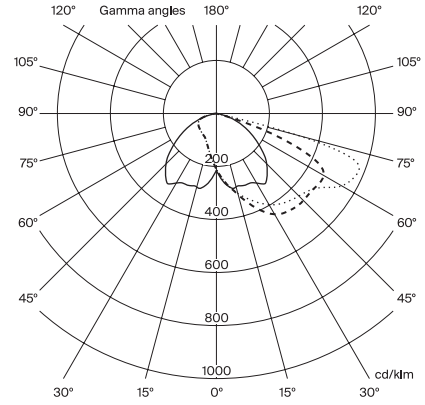
C Halfplanes  
0° — 180°  
90° - - - 270°  
40° ····· 220°



**Asymmetric**  
Distribution TIV  
LOR 100%  
ULOR 0%±3%

Max. intensity 579.34 cd/klm

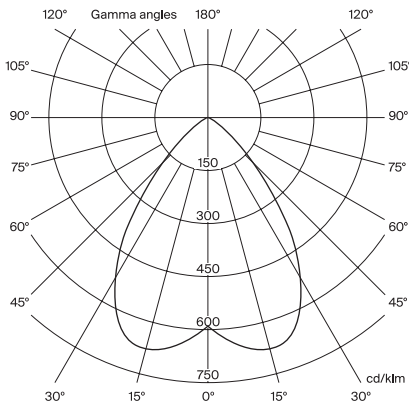
C Halfplanes  
0° — 180°  
90° - - - 270°  
65° ····· 245°



**Symmetric**  
Distribution Wide Flood  
LOR 100%  
ULOR 0%±3%

Max. intensity 671.25 cd/klm

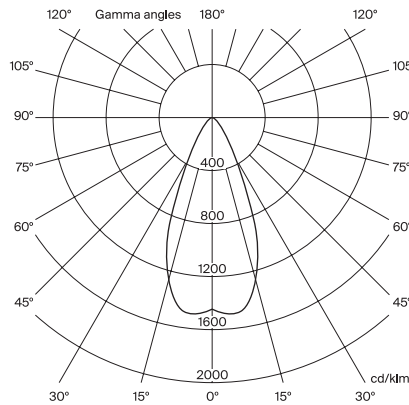
C Halfplanes  
0° — 180°  
90° - - - 270°



**Symmetric**  
Distribution Flood  
LOR 100%  
ULOR 0%±3%

Max. intensity 1466.62 cd/klm

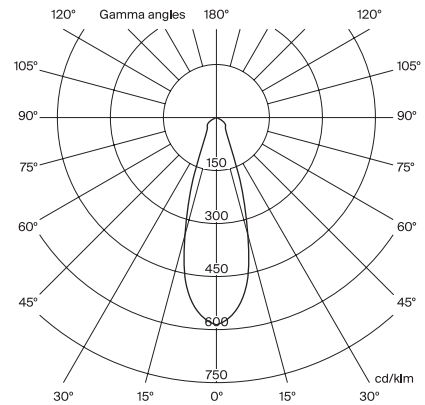
C Halfplanes  
0° — 180°  
90° - - - 270°



**Symmetric**  
Distribution Medium  
LOR 100%  
ULOR 0%±3%

Max. intensity 1951.75 cd/klm

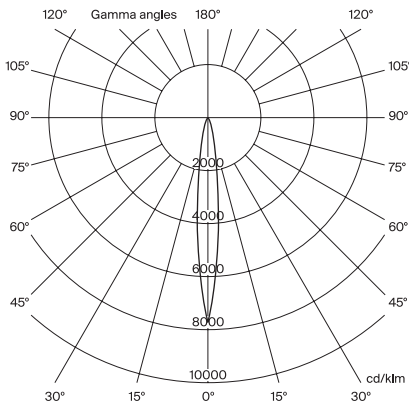
C Halfplanes  
0° — 180°  
90° - - - 270°



**Symmetric**  
Distribution Spot  
LOR 100%  
ULOR 0%±3%

Max. intensity 7697.66 cd/klm

C Halfplanes  
0° — 180°  
90° - - - 270°



**Symmetric**  
Distribution W. Flood Opal  
LOR 100%  
ULOR 0%±3%

Max. intensity 616.55 cd/klm

C Halfplanes  
0° — 180°  
90° - - - 270°

