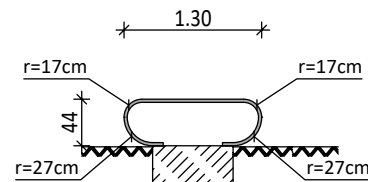
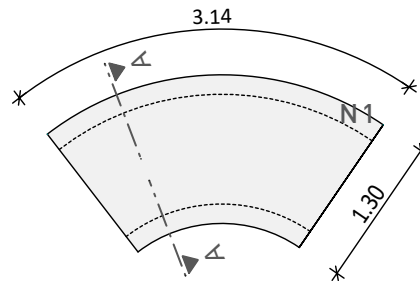


Nova

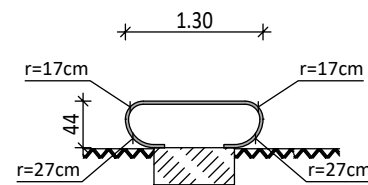
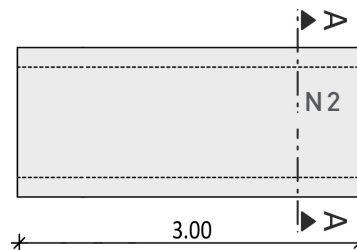
Modular seat system - basic modules

Nova is a seating system consisting of two basic modules that can be combined to any shape and length. We also offer five possible variants for the individually available basic modules: Circle, Curve, Hook, Snake, Wave.

Nova Basic Module N 1



Nova Basic Module N 2



Technical Specifications	Surfaces & Colour	Installation																		
<p>Fibre-glass concrete hollow body</p> <table border="1"> <tr> <td>Basic Module</td> <td>N1</td> <td>N2</td> </tr> <tr> <td>Length:</td> <td>3,14 m</td> <td>3,00 m</td> </tr> <tr> <td>Width:</td> <td>1,30 m</td> <td>1,30 m</td> </tr> <tr> <td>Seat Height:</td> <td>0,44 m</td> <td>0,44 m</td> </tr> <tr> <td>Mass:</td> <td>435 kg</td> <td>543 kg</td> </tr> <tr> <td>Wall thickness:</td> <td colspan="2">30 mm</td> </tr> </table>	Basic Module	N1	N2	Length:	3,14 m	3,00 m	Width:	1,30 m	1,30 m	Seat Height:	0,44 m	0,44 m	Mass:	435 kg	543 kg	Wall thickness:	30 mm		<p>Natural Look in natural concrete grey. Colourless sealed, with a smooth, fine surface.</p> <p>Coloured Look with matrix dyed concrete in either dark grey, cream or anthracite. Colourless sealed, with a smooth, fine surface.</p> <p>Smooth Colour Cover colour coated to RAL tone with a smooth, fine surface.</p> <p>Velvet Cover a velvet pearly surface, coated on top of RAL coating.</p>	<p>The element should be put onto a compression-proof or founded base</p>
Basic Module	N1	N2																		
Length:	3,14 m	3,00 m																		
Width:	1,30 m	1,30 m																		
Seat Height:	0,44 m	0,44 m																		
Mass:	435 kg	543 kg																		
Wall thickness:	30 mm																			
<p>Design: Real Green Landscape Architects, Klaus-D. Neumann, Wolf D. Auch</p>																				

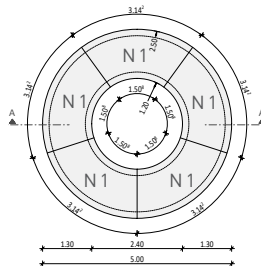
Nova

Modular seat system - variants

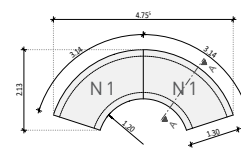
Nova is a seating system consisting of two basic modules that can be combined to any shape and length.

We also offer five possible variants for the individually available basic modules: Circle, Curve, Hook, Snake, Wave.

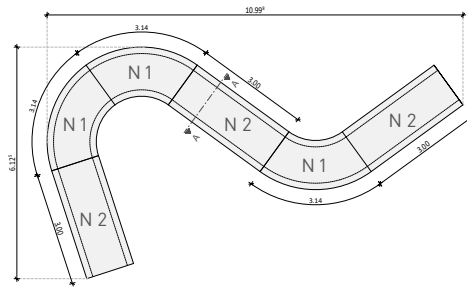
Nova Circle



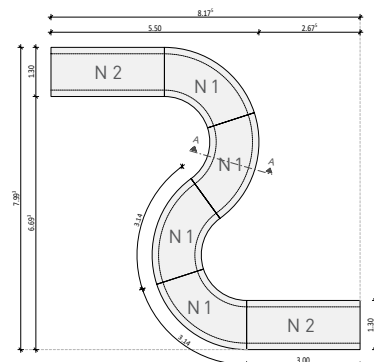
Nova Curve



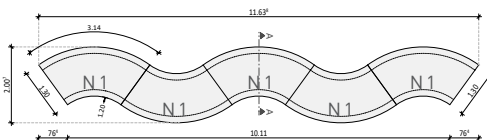
Nova Hook



Nova Snake



Nova Wave



Technical Data	Colour & Surface	Installation
<p>Fibre-glass concrete hollow body</p> <p>Variants from basic modules N1 and N2:</p> <p>Nova Circle: 5 x N1</p> <p>Nova Curve: 2 x N1</p> <p>Nova Hook: 3 x N1 und 3 x N2</p> <p>Nova Snake: 4 x N1 und 2 x N2</p> <p>Nova Wave: 5 x N1</p> <p>Seat Height: 0,44 m</p> <p>Wall thickness: approx 30 mm</p>	<p>Natural Look in natural concrete grey. Colourless sealed, with a smooth, fine surface.</p> <p>Natural Coloured Look with matrix dyed concrete in either dark grey, cream or anthracite. Colourless sealed, with a smooth, fine surface.</p> <p>Smooth Cover colour coated to RAL tone with a smooth, fine surface.</p> <p>Velvet Cover a velvet pearly surface, coated on top of RAL coating.</p>	<p>The element should be put onto a compression-proof or founded base.</p>

Design: Real Green Landscape Architects, Klaus-D. Neumann, Wolf D. Auch